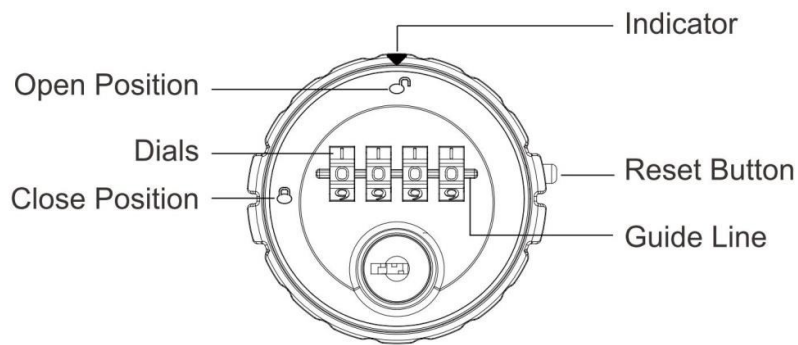


Operation Instruction



How to reset your combination?

■ The factory preset combination is 0-0-0-0, even though the Dials may appear in other numbers.

1. Leave the Indicator at Open Position then turn the Dials at preset combination 0-0-0-0. (Fig. A)
2. Press the Reset Button all the way (Fig. B) until complete turning the Dials to your desired combination. (Fig. C)
NOTE: Do NOT let go of the Reset Button while setting the combination.
3. Release the Reset Button after changing to your own combination. Your lock is now ready to open at its new combination. (Fig. D)

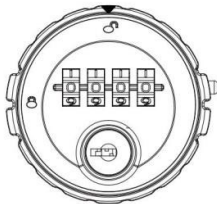


Fig. A

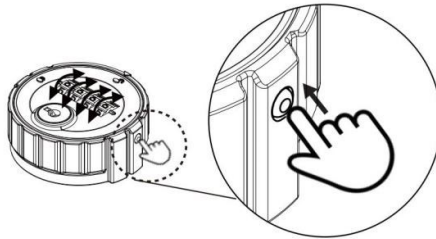


Fig. C

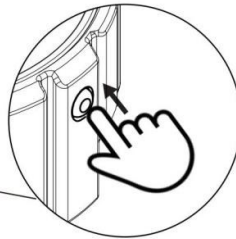


Fig. B

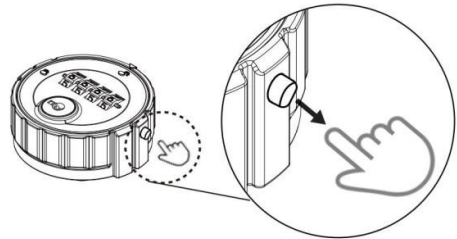


Fig. D

How to retrieve the forgot combination?

■ The Master Key operation may be used at any time to open a lock in an emergency.

1. Insert the Master Key when the Indicator is in Close Position. (Fig. E)
2. Turn the Master Key clockwise 90 degree. (Fig. F)
3. Gently rotate each Dial from left to right and from up to down until it stops (Fig. G)
4. Turn the Master Key counterclockwise 90 degree then remove the key. (Fig. H)
You can now keep using the retrieved combinations or reset your new desired numbers.

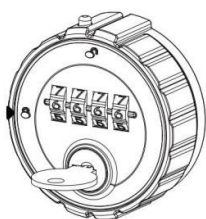


Fig. E

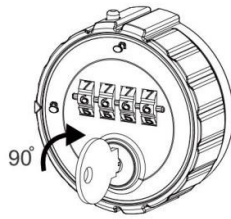


Fig. F

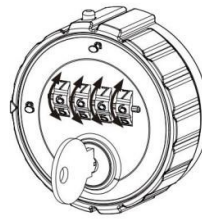


Fig. G

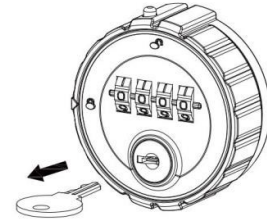


Fig. H

■ Always keep your secret combination in a safe and accessible place for future reference.