

Installation




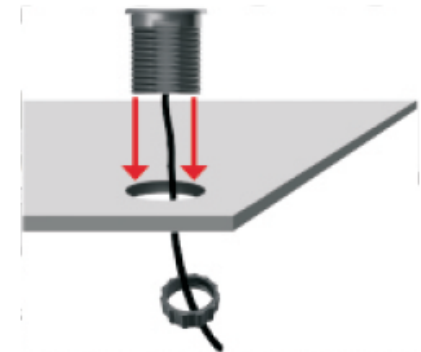
1 Drill a hole in the table/furniture/etc.




2 Plug the USB cable to the bottom of the USB charging.



3 Insert the product into the hole and feed the power plug through the plastic fastening nut.



4 Turn the plastic fastening nut as far up the thread as possible.



5 Connect the USB A port to the adapter.



6 Connect the adapter plug into the intended electrical socket.

